

Key Features

Fund Manager	CIC Asset Management Ltd
Launch Date	Jun-11
Risk Profile	Moderate
Trustee	Kenya Commercial Bank
Custodian	Co-op Custodial Services
Auditors	PWC
Minimum Investment	Ksh 5,000
Minimum Top-Up	Ksh 1,000
Initial Fee	2.25%
Annual Management Fee	2.00%
Distribution	Quarterly
Asset Under Management	KES 310 Million

Who Should Invest

An investor who:

- Typically ready to invest over the medium to long-term.
- Needs extra returns at a moderate risk.
- Seek to benefit from a well-diversified portfolio of market instruments.

Market Commentary

GDP - Kenya's economy expanded by 4.7% in 2024, down from a revised growth of 5.7% in 2023. The slowdown was primarily driven by a decline in performance across several economic sectors, with notable setbacks in the Construction, Mining and Quar-riving sectors. However, the growth was underpinned by strong performance in various sectors (agriculture, real estate, transportation, financial & insurance services). Kenya's GDP is expected to grow by 5.4% in 2025 & 5.6% in 2026 bolstered by resilience of agriculture & key service sectors, private credit growth and improved exports.

INTEREST RATES - In April the Monetary Policy Committee convened to review the outcomes of its previous measures to anchor inflationary expectations and maintain exchange rate stability. The committee voted to further lower the CBR by 75bps to 10% from 10.75%, on account of stimulating private sector credit and economic growth. In the month of May, short term papers remained under pressure, with the 91, 182 & 364 days papers settling at 8.32% (-12bps), 8.58% (-4bps) & 10.00% (-2bps) respectively.

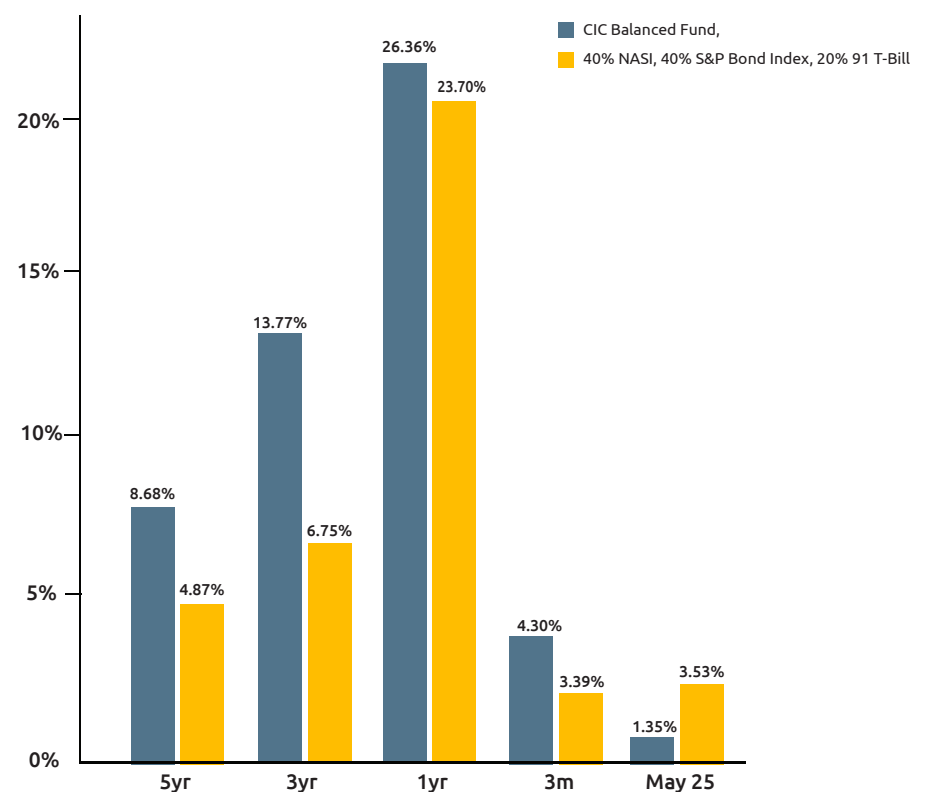
INFLATION - Overall inflation eased to 3.8% in May from 4.1% in April 2025, mainly due to a drop in non-core inflation, which fell to 6.0% from 8.4% on the back of lower vegetable, energy and electricity prices. Meanwhile, core inflation rose to 2.8% from 2.5%, driven by higher processed food prices.

EQUITIES - The local bourse closed May on a positive note, with market capitalization rising by 6.5% to KES 2,111.1bn from KES 1,981.7bn in April. All major indices posted gains: NSE-10 up 5.3% m/m, NSE 20 up 2.3% m/m, NASI up 6.5% m/m, and NSE 25 up 3.6% m/m, closing at KES 1,352.26, KES 2,180.26, KES 134.45, and KES 3,541.61 respectively. The rally was driven by a temporary truce in U.S.-China trade tensions and investor optimism following strong Q1 2025 earnings from large-cap stocks.

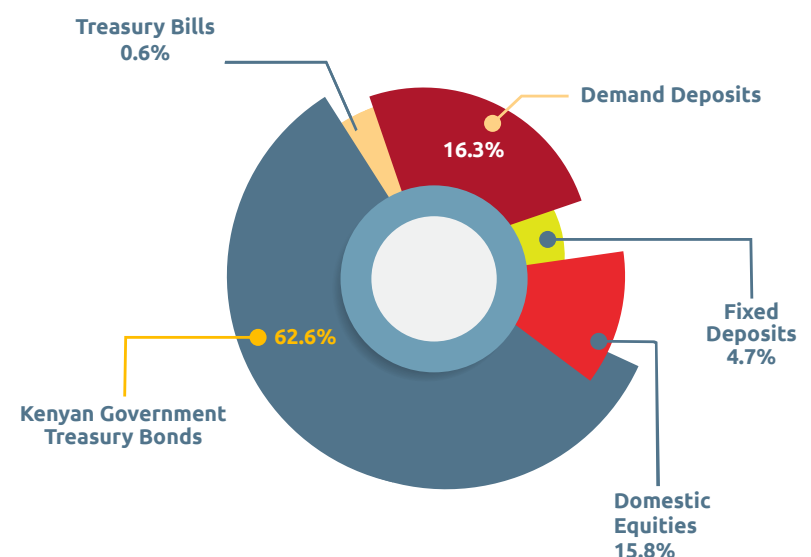
Fund Outlook? The fund continues to be conservative, being overweight short-term near cash assets while taking advantage of any entry opportunities following the recovery in the equities market due to the impact of earnings releases, corporate announcements and currency appreciation which should continue to weigh positively on market prices

Statutory Disclaimer: The value of units may go down as well as up and past performance is not necessarily a guide to the future. There are no guarantees on the client's capital as the performance of units in the fund is determined by changes in the value of underlying investments hence value of your unit trust investment. Effective annual yield is presented net of fees and gross of withholding tax.


Fund Performance



Asset Allocation



Equities Allocation by Sector



Fixed Income Maturity Profile

