

Key Features

| | |
|--------------------------------|-----------------------|
| Fund Manager | CIC Asset Management |
| Launch Date | June 2011 |
| Risk Profile | Low-Medium |
| Trustee | Kenya Commercial Bank |
| Custodian | Co-operative Bank |
| Auditors | PWC |
| Minimum Investment | KES 5,000,000 |
| Minimum Top-up | KES 1,000,000 |
| Initial Fee | Nil |
| Annual Management Fee | 2.00% |
| Assets Under Management | KES 295.6 Million |

Fund Objective

- Capital preservation.
- Enhanced level of return with slightly elevated risk profile compared to Money market.
- Ideal for short term cash management.

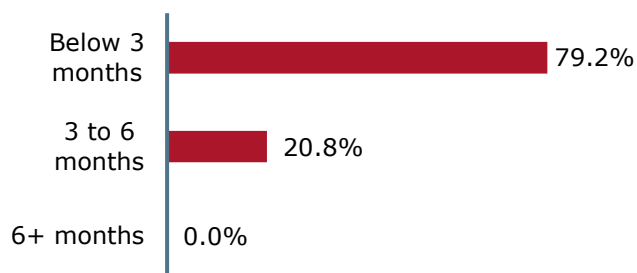
Market Commentary

INTEREST RATES - Short- to medium-term rates fell in January as inflation eased into the Central Bank of Kenya's target range and market sentiment shifted toward monetary easing. Average yields on government securities declined, with the 364-day, 182-day, and 91-day papers dropping by 0.079%, 0.003%, and 0.047% to 9.2%, 7.8%, and 7.7% respectively. We anticipate a further 25 bps CBR cut in February MPC meeting.

Fund Outlook

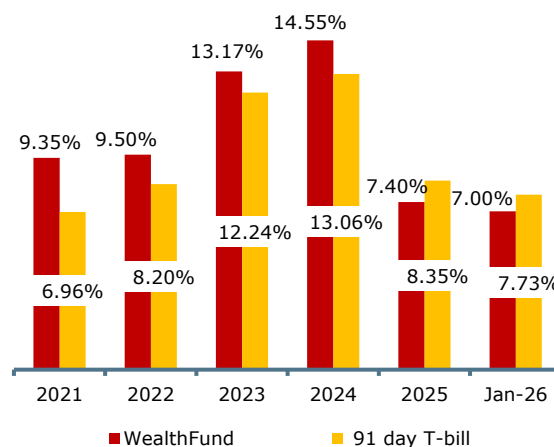
Rates on government securities should stabilize or decline, especially in 1H26, as investors adjust to the most recent CBK rate plunge. The wealth fund rate is therefore expected to gradually decrease as maturities are repriced to reflect the lowered rates. Interbank rates are still declining, suggesting lower rates in the near term.

Maturity Profile



Statutory Disclaimer: Past performance is not an indicator of future performance as investment returns may rise or fall. In certain specified circumstances, the right to redeem units may be suspended. CIC Asset Management Ltd is regulated by Capital Markets Authority. The Authority does not take responsibility for the financial soundness of the scheme or for the correctness of any statements made or opinions expressed in this regard. For more information on the funds visit <https://ke.cicinsurancegroup.com>.

Periodic Returns

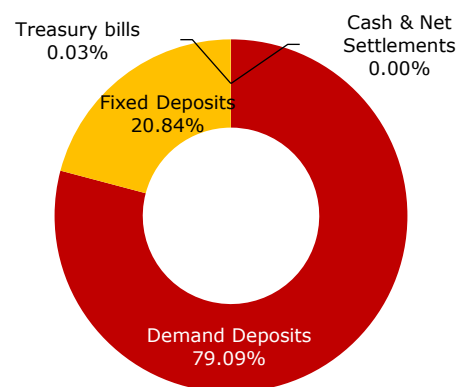


Fund Performance

| Month/Years | Fund Performance | Benchmark (91-day T-Bill) |
|-------------|------------------|---------------------------|
| 1 year | 10.62% | 8.19% |
| 9 months | 7.16% | 5.76% |
| 6 months | 4.28% | 3.52% |
| 3 months | 1.67% | 1.41% |
| 1 month | 0.73% | 0.62% |

Return is gross of fees charged

Asset Allocation



91 Day T-bill & Inflation Rate

