

Key Features

Fund Manager	CIC Asset Management
Launch Date	June 2011
Risk Profile	Low-Medium
Trustee	Kenya Commercial Bank
Custodian	Co-operative Bank
Auditors	PWC
Minimum Investment	KES 5,000,000
Minimum Top-up	KES 1,000,000
Initial Fee	Nil
Annual Management Fee	2.00%
Assets Under Management	KES 236.5 Million

Fund Objective

- Capital preservation.
- Enhanced level of return with slightly elevated risk profile compared to Money market.
- Ideal for short term cash management.

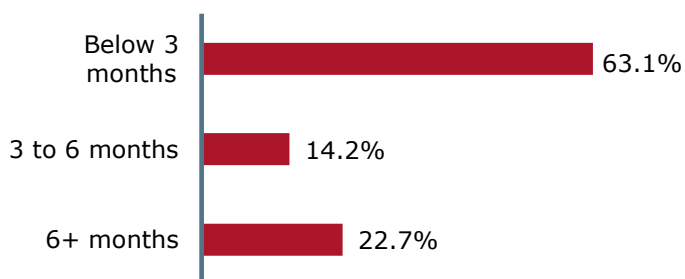
Market Commentary

INTEREST RATES - Short- to medium-term rates declined in February following a 25-basis-point policy rate cut, as inflation eased toward the midpoint of the Central Bank of Kenya’s target range. Treasury bill yields were broadly lower, with the 91-day and 364-day papers declining to 7.58% (-0.05%) and 8.70% (-0.42%), respectively, while the 182-day remained unchanged at 7.80%. We expect the MPC to pause in April amid inflation risks stemming from higher global oil prices due to the US–Iran conflict.

Fund Outlook

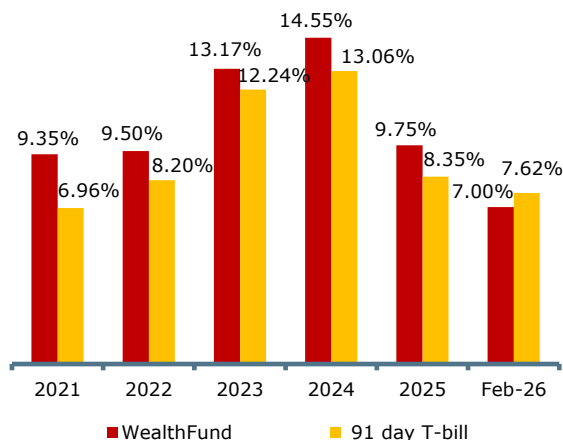
Rates on government securities should stabilize or decline, especially in 1H26, as investors adjust to the most recent CBK rate plunge. The wealth fund rate is therefore expected to gradually decrease as maturities are repriced to reflect the lowered rates. Interbank rates are still declining, suggesting lower rates in the near term.

Maturity Profile



Statutory Disclaimer: Past performance is not an indicator of future performance as investment returns may rise or fall. In certain specified circumstances, the right to redeem units may be suspended. CIC Asset Management Ltd is regulated by Capital Markets Authority. The Authority does not take responsibility for the financial soundness of the scheme or for the correctness of any statements made or opinions expressed in this regard. For more information on the funds visit <https://ke.cicinsurancegroup.com>.

Periodic Returns

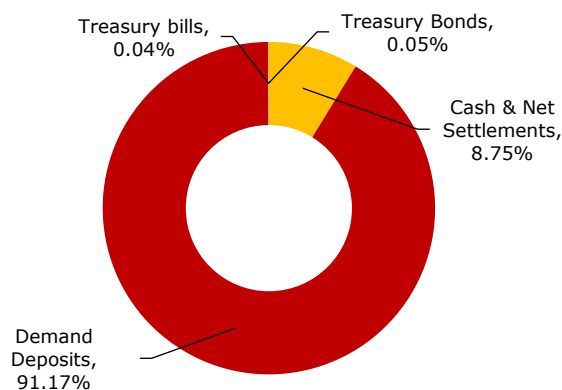


Fund Performance

Month/Years	Fund Performance	91-day T-bill
1 month	0.61%	0.61%
3 months	1.63%	1.41%
6 months	4.02%	3.49%
9 months	6.84%	5.70%
1 Year	10.17%	8.06%

Return is gross of fees charged

Asset Allocation



91 Day T-bill & Inflation Rate

