

Key Features

Fund Manager	CIC Asset Management
Launch Date	June 2011
Risk Profile	Low-Medium
Trustee	Kenya Commercial Bank
Custodian	Co-operative Bank
Auditors	PWC
Minimum Investment	KES 5,000,000
Minimum Top-up	KES 1,000,000
Initial Fee	Nil
Annual Management Fee	2.00%
Assets Under Management	KES 193.4 Million

Fund Objective

- Capital preservation.
- Enhanced level of return with slightly elevated risk profile compared to Money market Fund.
- Ideal for short term cash management.

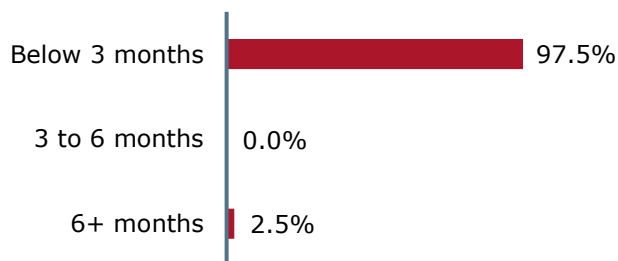
Market Commentary

INTEREST RATES - The Monetary Policy Committee (MPC) maintained the Central Bank Rate (CBR) at 8.75% in May, citing risks to energy prices arising from the Middle East conflict and the need to anchor inflation expectations. Yields on short-term government securities increased during the period, with the 91-day, 182-day, and 364-day Treasury bills settling at 8.39% (+0.61% m/m), 8.21% (+0.32% m/m), and 8.59% (+0.32% m/m), respectively. This upward movement reflects heightened investor expectations of higher interest rates, largely driven by mounting inflationary pressures.

Fund Outlook

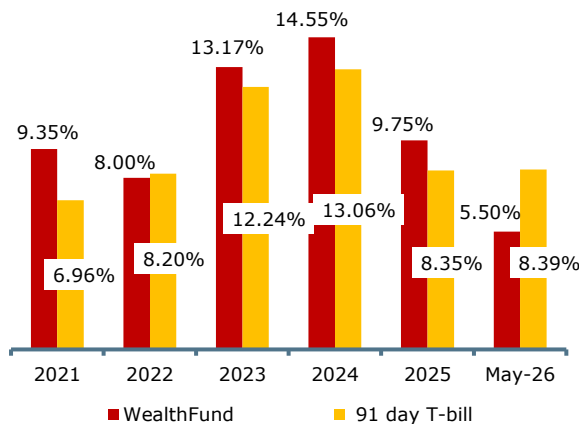
Rates on government securities are expected to remain elevated, driven by persistent inflationary risks and a cautious monetary policy stance. Wealth fund yields are likely to remain stable, with a gradual upward bias over the coming months as maturities are reinvested at prevailing rates.

Maturity Profile



Statutory Disclaimer: Past performance is not an indicator of future performance as investment returns may rise or fall. In certain specified circumstances, the right to redeem units may be suspended. CIC Asset Management Ltd is regulated by Capital Markets Authority. The Authority does not take responsibility for the financial soundness of the scheme or for the correctness of any statements made or opinions expressed in this regard. For more information on the funds visit <https://ke.cicinsurancegroup.com>.

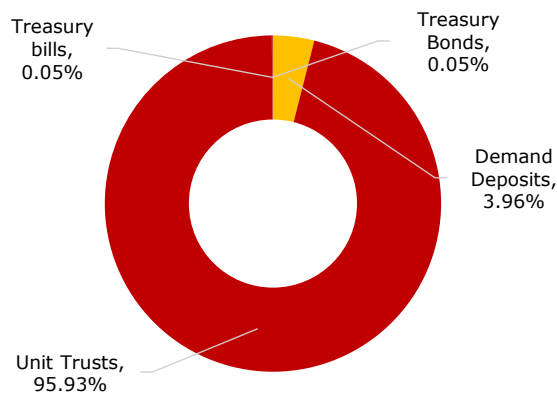
Periodic Returns



Fund Performance

Month/Years	Fund Performance	91-day T-bill
1 month	0.74%	0.66%
3 months	2.01%	1.88%
6 months	4.16%	3.79%
9 months	6.54%	5.77%
1 Year	9.20%	7.86%

Asset Allocation



91 Day T-bill & Inflation Rate

